



### District Report Card: 2017


<b>State:</b> Rajasthan	<b>District:</b> Udaipur
<b>Class:</b> 3	<b>Subject:</b> Language
<b>Schools:</b> 61	<b>Students:</b> 995


### Participation/Coverage


#### Students

<b>GENDER</b> 	Boys		Girls	
	Number	%	Number	%
	479	48.14	516	51.86

<b>AREA</b> 	Rural		Urban	
	Number	%	Number	%
	958	96.28	37	3.72

<b>CATEGORY</b> 	SC		ST		OBC		GEN	
	Number	%	Number	%	Number	%	Number	%
	44	4.42	787	79.10	94	9.45	70	7.04

<b>CWSN</b> 	LD	VI	HI	S&LD	ID	Oth
	2	6	0	1	2	15

<b>Management</b> 	Government		Government-aided	
	Number	%	Number	%
	995	100.00	0	0.00

### Average Performance of Students in Language (%)

Overall	Gender		Area		Management		Social Group			
	Male	Female	Rural	Urban	Govt.	Aided	SC	ST	OBC	GEN
77.93	77.55	78.28	78.55	61.98	77.93	0.00	79.55	76.68	83.55	83.43

## Performance on Learning Outcomes (LOs)

Learning Outcomes	Description	Average Performance(%)
L304	Reads small texts with comprehension i.e., identifies main ideas, details, sequence and draws conclusions	78.52
L312	Reads printed scripts on the classroom walls: poems, posters, charts etc.	76.74

Range of Performance of Students who Answered Correctly							
Below 30%		30% - 50%		50% - 75%		Above 75%	
Number	%	Number	%	Number	%	Number	%
14	1.41	74	7.44	305	30.65	602	60.50

## Lowest Performing Learning Outcomes (LOs)

1 - Reads printed scripts on the classroom walls: poems, posters, charts etc. (76.74)

2 - Reads small texts with comprehension i.e., identifies main ideas, details, sequence and draws conclusions (78.52)